

## Installing RealPlayer G2 for World Book Online

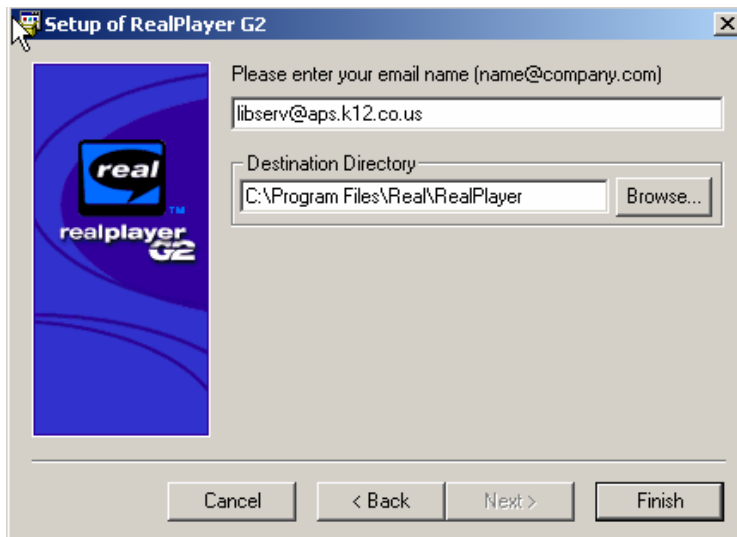
*World Book Online* (<http://www.worldbookonline.com>) requires RealPlayer, but the latest version has a great deal of add-ons that we don't want to install. Version 6, known as *Real Player G2*, has much fewer hassles and is the suggested plug-in. If you already have RealPlayer installed (version 6 and higher), then you are already set.

Do not install *RealPlayer* from *World Book Online* link because it will install the newest version, which we don't want. This entire process takes less than five minutes. If installing on multiple computers, you'll soon be able to do one computer is about two minutes.

Go to the Library Media Services website to download the *RealPlayer G2* installer: <http://www.aps.k12.co.us/media/onlineres.htm> Mouse down to the section on *World Book Online*, and click the link to download the installer. Installation is quicker if the installer is on the desktop of each computer, rather than on a file server, but it will work either way. The quickest way is to have it on a file server, then drag it to each desktop, then start the installer.

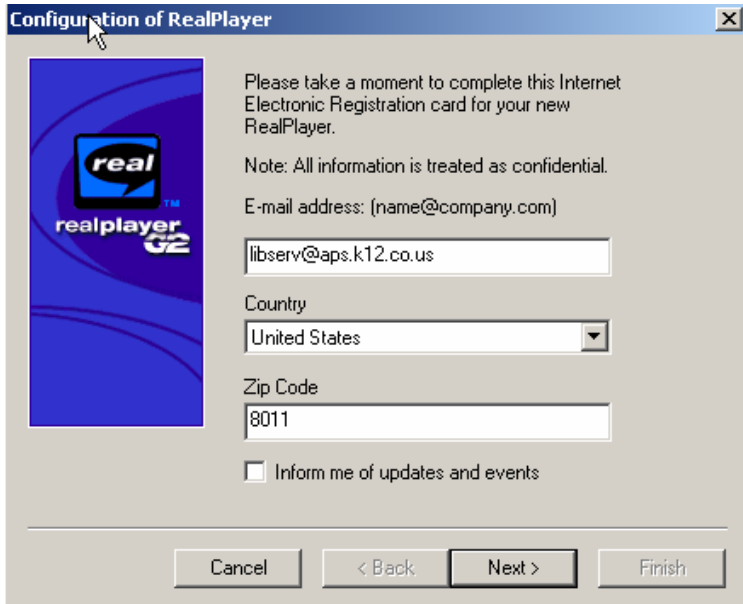
**[You can also click here to download the RealPlayer G2 installer now if viewing this document on a computer.](#)**

Once you have the *RealPlayer G2* installer on your desktop or file server, start the install process and *Accept* the license agreement. Then you'll get this screen:



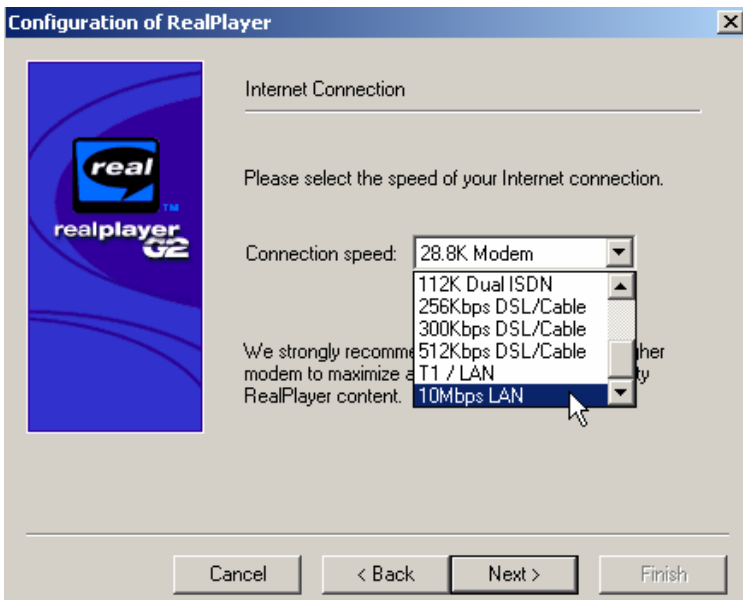
Type in the fictitious email address: *libserv@aps.k12.co.us* and accept the default *Destination Directory*.

Click *Finish* (you'll get another window).



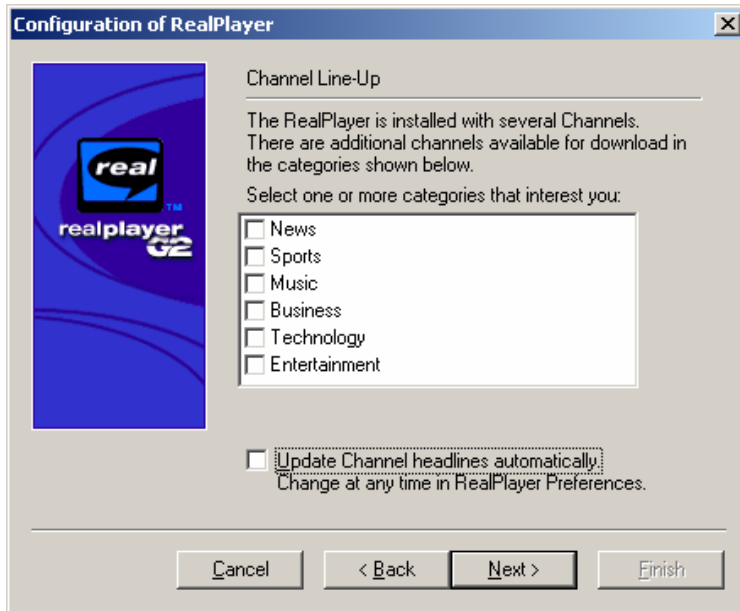
Type in the zip code: 80011 and uncheck *Inform me of updates and events*.

Click *Next*.



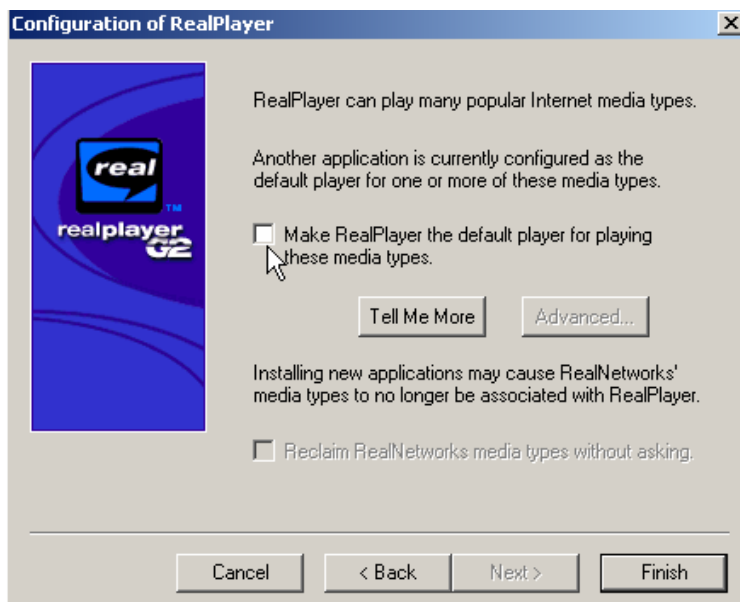
Click the drop-down menu and select *10Mbps LAN*.

Click *Next*.



If you get this window regarding *Channel Line-Up*, uncheck everything, especially *Update Channel headlines automatically*.

Click *Next*.



Uncheck *Make RealPlayer the default player for playing these media types*.

A warning window may appear. Click *Continue* to quit the window to return to this window.

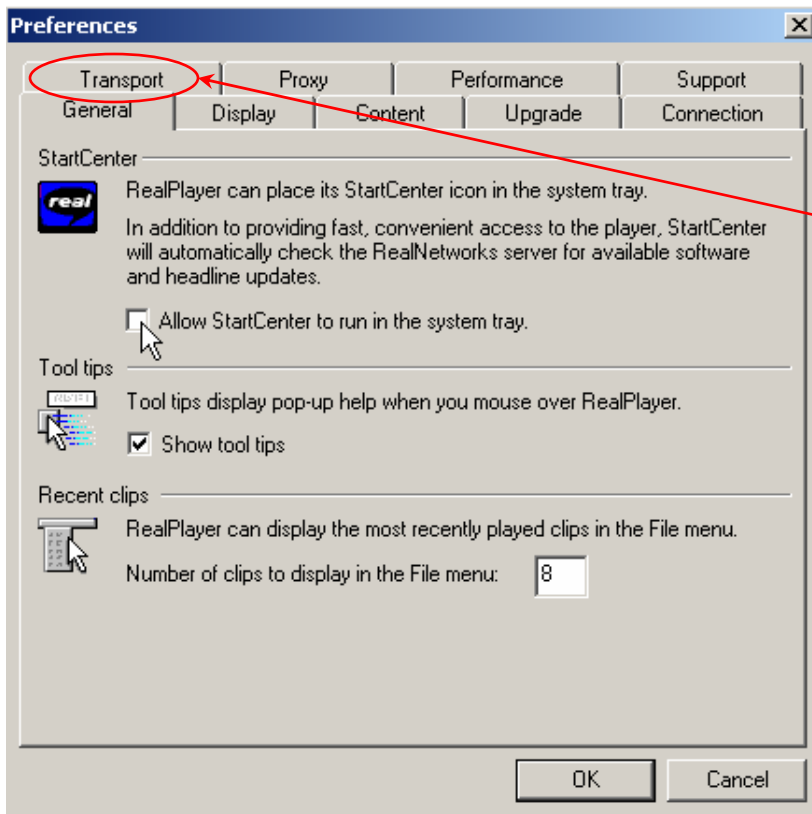
Click *Finish*.

*RealPlayer G2* completes its installation. The *RealPlayer* application window appears and your internet browser may start, telling you that your *RealPlayer* is out of date and that you should update. Just eXit the browser. You never want to upgrade!

There are some settings that need to be changed in *RealPlayer G2* now.

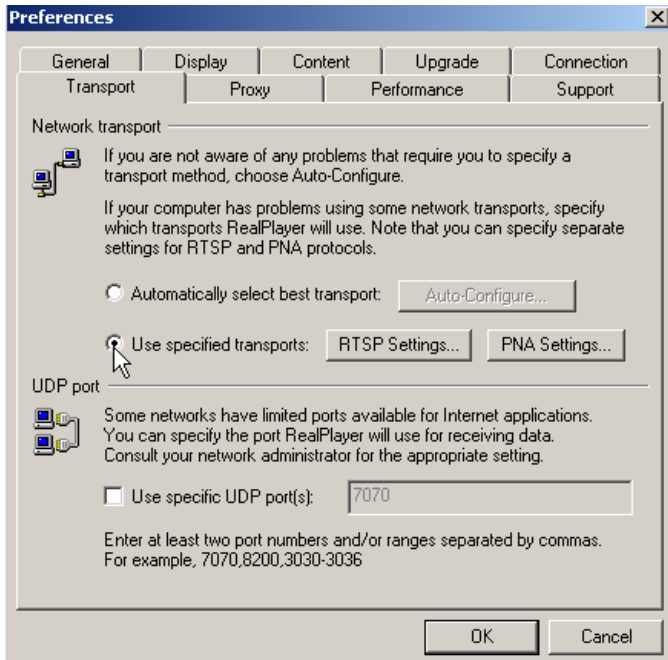


Mouse to:  
*Options* → *Preferences*



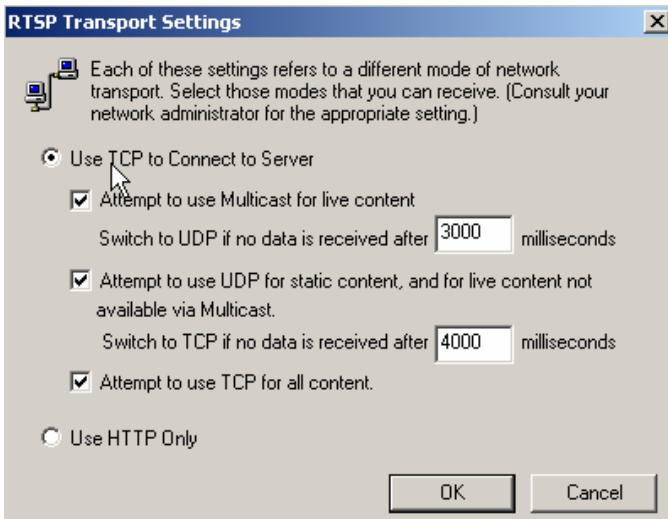
Uncheck *Allow StartCenter to run in the system tray.*

Click the *Transport* tab.



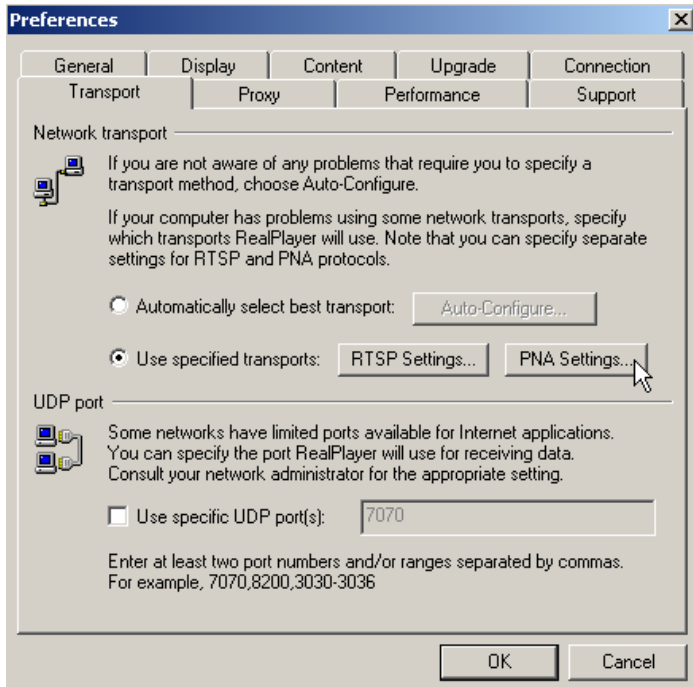
Click *Use specified transports:*

Then click *RTSP Settings...*

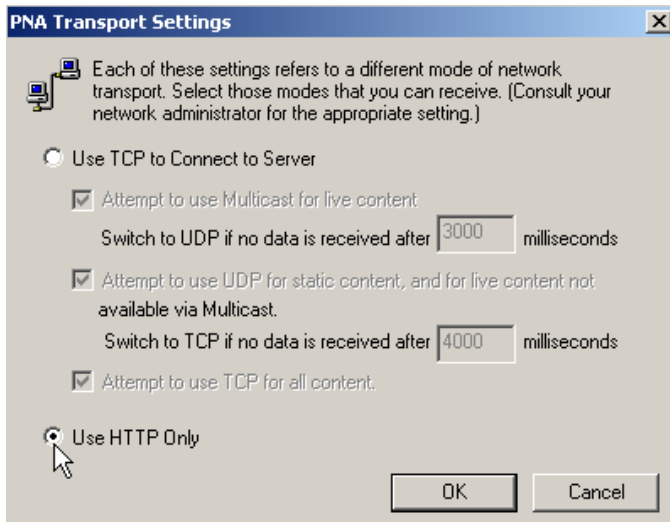


Click *Use TCP to Connect to Server* if not already selected.

Click *OK* to return to the *Preferences* window.

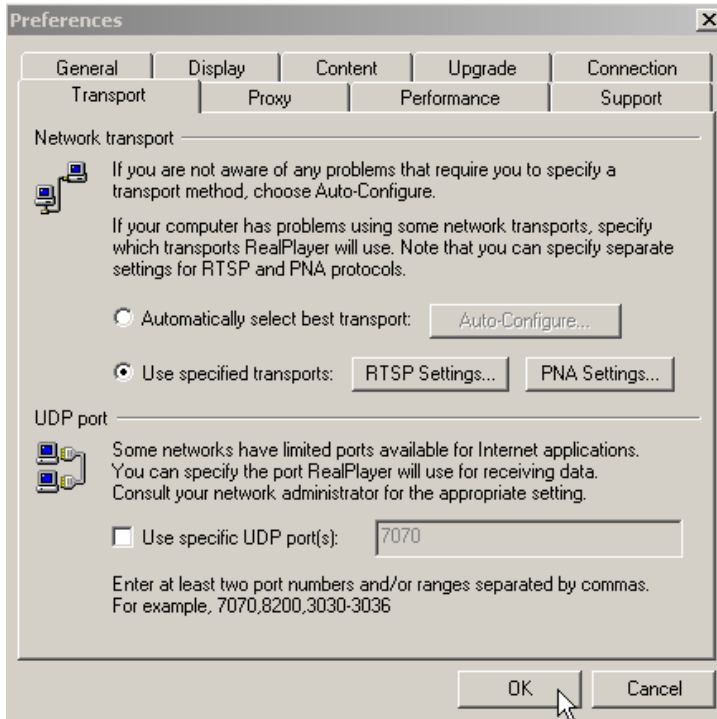


Click *PNA Settings...*



Click *Use HTTP Only.*

Click *OK* to return to the *Preferences* window.



Click *OK* to close the *Preferences* window.



Exit the *RealPlayer* application window.

Delete the *RealPlayer* shortcut from the desktop (as a housekeeping task).

You can now start *World Book Online* in your internet browser and view all sounds, picture, and video files. Don't forget to make a *Favorite* on the browser or make a shortcut.

For the 360° views in *World Book Online*, you can install the IPIX plug-in directly from the *World Book Online* link without a problem. <http://www.ipix.com>

Turn off the *Pop-up blocker* or allow pop-ups for this site. Remember to turn on the *Pop-up blocker* after installing the plug-in.

Mouse to: Support → Downloads → IPIX Browser Plug-in and follow the directions.

Once you download the plug-in, the install is automatic and you are finished.

FYI: if accessing *World Book Online* via the internet outside of the school district (home, public library, internet café, etc.), the URL is the same, but you will need to authenticate using an ID and Password. The ID is: *apsmedia* and the Password is: *apsmedia*. Please do not share this with non-district people as we want to honor our license agreement.

As always, call Andy if you have problems/questions @ 28297. Complaints? Call Jan!